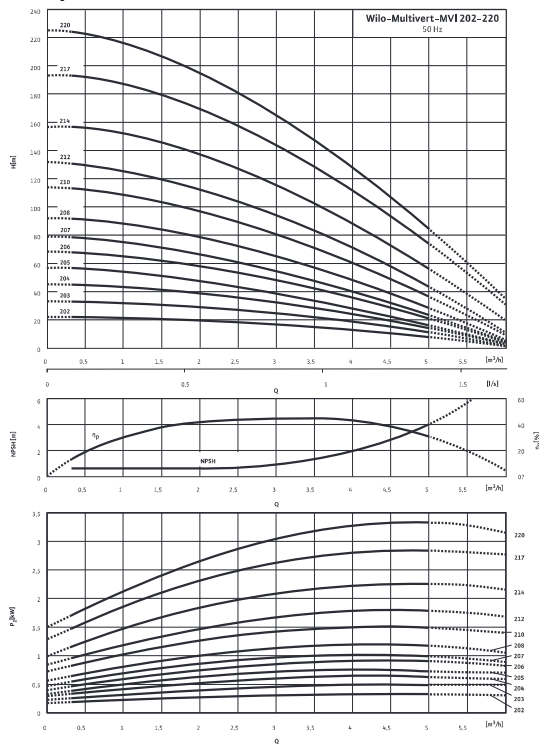


Data sheet: Wilo-Multivert MVI 217 (3~400 V, EPDM, PN 25)

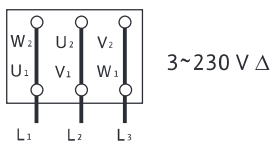
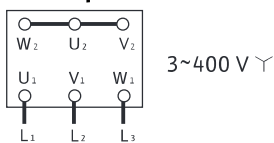
Pump curves



Pump curves in accordance with ISO 9906, class 2

Terminal diagram

Three-phase current ≤ 4 kW



Power

Fluid temperature	T	-15...+120 °C
Max. ambient temperature	T	40 °C
Maximum operating pressure	p_{max}	25 bar

Minimum Efficiency Index (MEI)

Minimum Efficiency Index (MEI)	≥ 0.40
--------------------------------	-------------

Motor

Insulation class	F	
Protection class	IP 55	
Mains connection	3~400 V, 50 Hz	
Nominal motor power	P_2	3.0 kW
Power consumption	P_1	3.55 kW
Nominal current 3~230 V, 50 Hz	I_N	11.6 A
Nominal current 3~400 V, 50 Hz	I_N	6.7 A
Motor efficiency	$\eta_{m, 50\%}$	82.5 %
Motor efficiency	$\eta_{m, 75\%}$	85.0 %
Motor efficiency	$\eta_{m, 100\%}$	84.6 %

Connections

Flange nominal diameter (on the pressure side)	DN 25	
Flange nominal diameter (on the suction side)	DN 25	
Rated pressure level (on the pressure side)	PN	PN 25
Rated pressure level (on the suction side)	PN	PN 25

Materials

Impeller	1.4301 [AISI304]
Pump housing	1.4301 [AISI304]
Pump shaft	1.4301 [AISI304]
Static seal	EPDM
Mechanical seal	U3BE3GG

Information for order placements

Make	Wilo
Type	MVI 217
Art no.	4024689