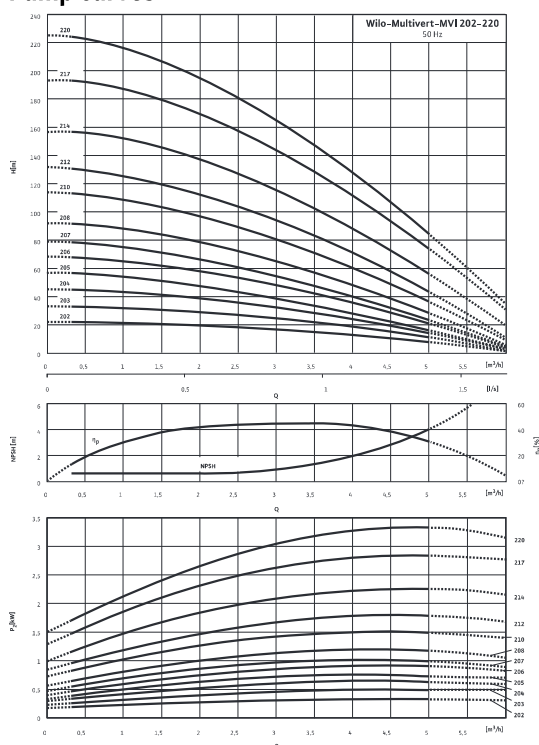


Data sheet: Wilo-Multivert MVI 207 (3~400 V, EPDM, PN 16)

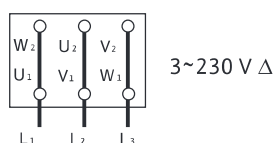
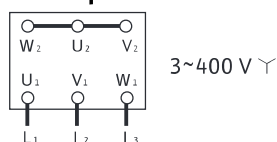
Pump curves



Pump curves in accordance with ISO 9906, class 2

Terminal diagram

Three-phase current ≤ 4 kW



Power

Fluid temperature	T	-15...+120 °C
Max. ambient temperature	T	40 °C
Maximum operating pressure	p_{max}	16 bar

Minimum Efficiency Index (MEI)

Minimum Efficiency Index (MEI)	≥ 0.40
--------------------------------	--------

Motor

Insulation class	F	
Protection class	IP 55	
Mains connection	3~400 V, 50 Hz	
Nominal motor power	P_2	1.1 kW
Power consumption	P_1	1.38 kW
Nominal current 3~230 V, 50 Hz	I_N	4.4 A
Nominal current 3~400 V, 50 Hz	I_N	2.6 A
Motor efficiency	η_m 50%	78.0 %
Motor efficiency	η_m 75%	79.6 %
Motor efficiency	η_m 100%	79.6 %

Connections

Nominal diameter, oval flange (on the pressure side)	G 1	
Nominal diameter, oval flange (on the suction side)	G 1	
Rated pressure level (on the pressure side)	PN	PN 16
Rated pressure level (on the suction side)	PN	PN 16

Materials

Impeller	1.4301 [AISI304]
Pump housing	1.4301 [AISI304]
Pump shaft	1.4301 [AISI304]
Static seal	EPDM
Mechanical seal	Q1BE3GG

Information for order placements

Make	Wilo
Type	MVI 207
Art no.	4024669