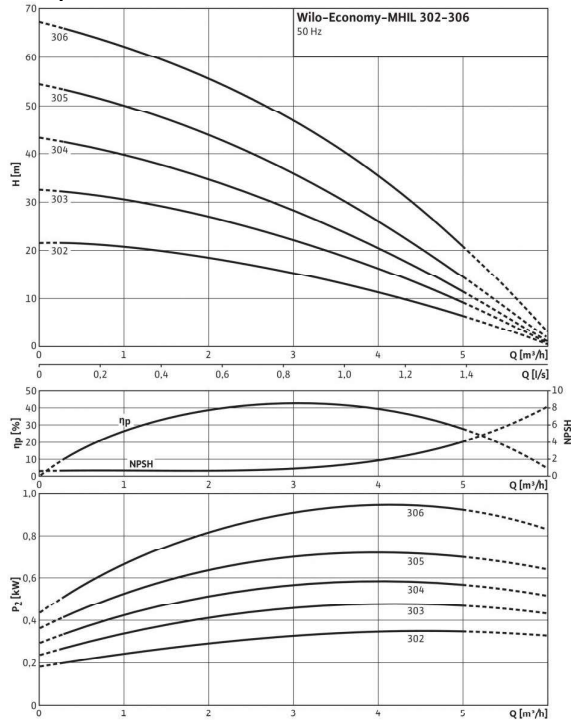


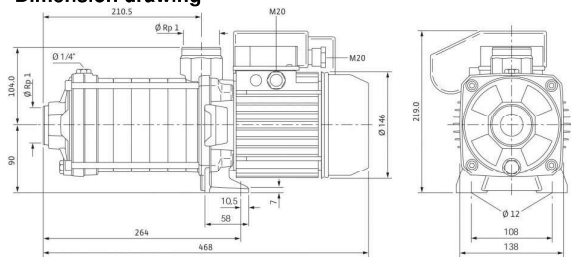
## Data sheet: Economy MHIL 306 (3~400 V)

### Pump curves

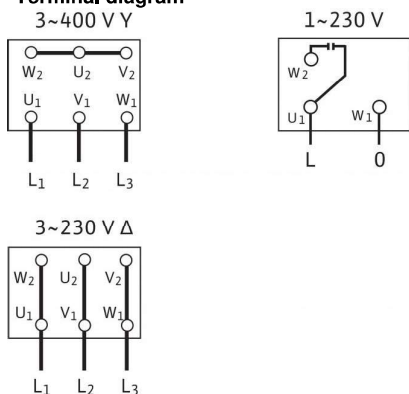


Pump curves in accordance with ISO 9906, class 2

### Dimension drawing



### Terminal diagram



### Power

Fluid temperature $T$	-15...+90 °C
Max. ambient temperature $T$	40 °C
Rated pressure	PN bar
Inlet pressure max. $H$	6 bar
Maximum operating pressure $p_{max}$	10 bar

### Motor

Insulation class	F
Protection class	IP 54
Mains connection	3~400 V, 50 Hz
Rated power $P_2$	1.10 kW
Power consumption $P_1$	1.58 kW
Nominal current 3~230 V, 50 Hz $I_N$	4.8 A
Nominal current 3~400 V, 50 Hz $I_N$	2.8 A
Motor efficiency $\eta_{m 50\%}$	81.5 %
Motor efficiency $\eta_{m 75\%}$	82.7 %
Motor efficiency $\eta_{m 100\%}$	82.7 %

### Connections

Rated pressure level (on the pressure side) $PN$	PN 10
Rated pressure level (on the suction side) $PN$	PN 10

### Materials

Impeller	1.4301 [AISI304]
Pump housing	EN-GJL-250 (cataphoretic-coated)
Pump shaft	1.4301 [AISI304]
Static seal	EPDM
Mechanical seal	BQ1E3GG

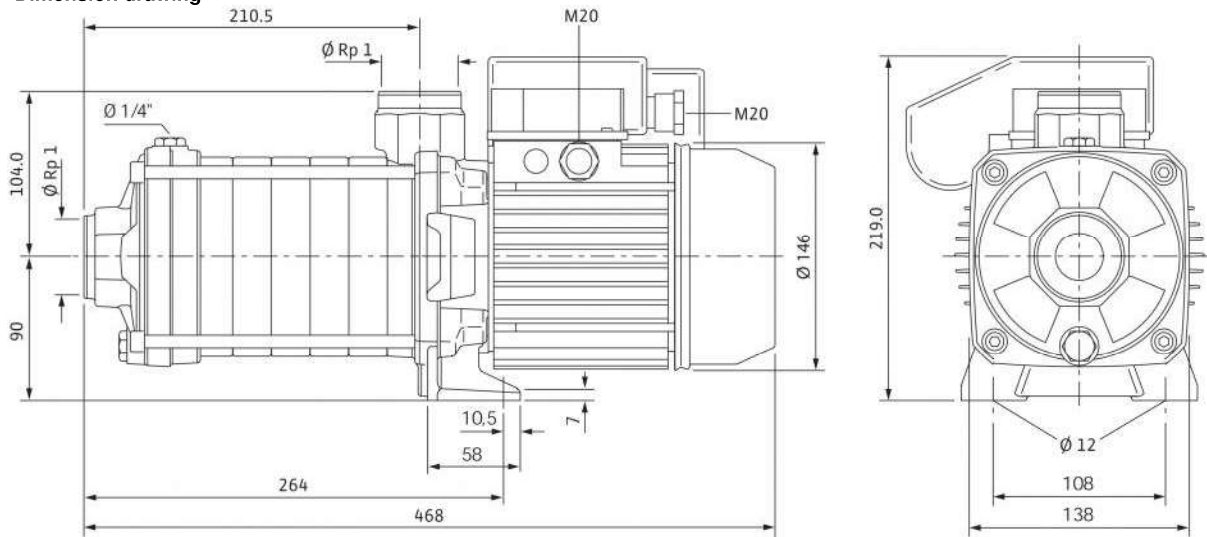
### Information for order placements

Make	Wilo
Type	MHIL 306
Art no.	4210653
Weight approx. $m$	18.0 kg

• = available, - = not available

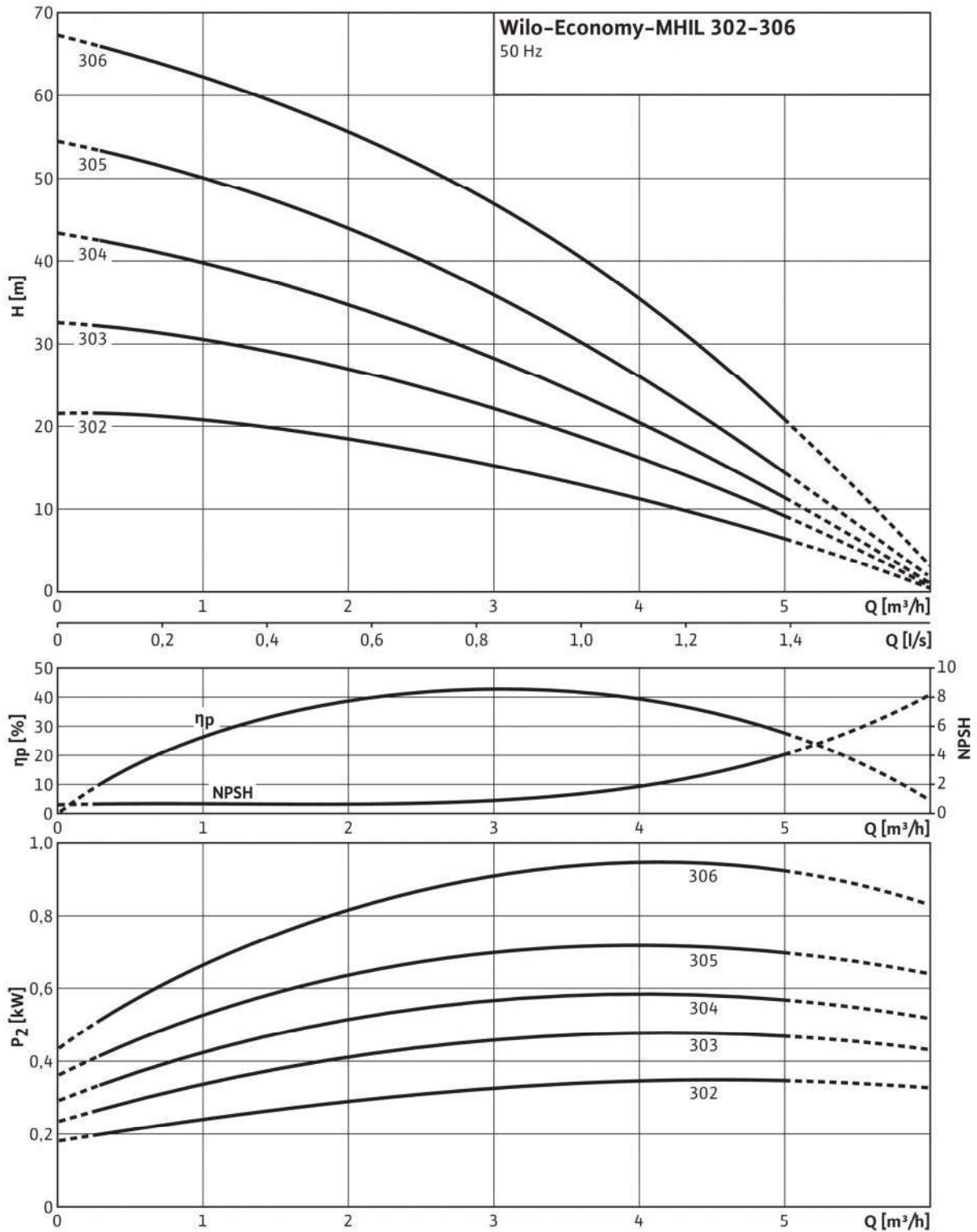
Dimensions and dimensions drawings: Economy MHIL 306 (3~400 V)

Dimension drawing



## Pump curves: Economy MHIL 306 (3~400 V)

Pump curves



Pump curves in accordance with ISO 9906, class 2

## Ordering information: Economy MHIL 306 (3~400 V)

Make	Wilo
Type	MHIL 306
Art no.	4210653
EAN number	4048482691329
Colour	Green/black/silver
Minimum order quantity	1
Minimum order quantity unit	PCE
Weight (net) <i>kg</i>	18
Length (net) <i>mm</i>	467.5
Width (net) <i>mm</i>	138
Height (net) <i>mm</i>	219
Weight (gross) <i>kg</i>	19.5
Length (gross) <i>mm</i>	600
Width (gross) <i>mm</i>	260
Height (gross) <i>mm</i>	280
Packaging type	Cardboard box
Packaging property	Transport packaging
Pieces per pallet	1
Number per layer	1

## Tender text: Economy MHIL 306 (3~400 V)

Multistage, non-self-priming, horizontal high-pressure centrifugal pump in block design with horizontal suction- and vertical pressure port.

The pump has a compact design with a continuous motor pump shaft and a bidirectional mechanical seal. Stage chambers, impellers and diffusers are made of stainless steel and pump housing is made of cataphoretic-coated cast iron.

It is suitable for water supply and pressure boosting, industrial recirculation systems, process water and cooling water circuits. It can also be used in washing systems as well as for irrigation.

### Special features/product advantages

- Space-saving, compact block design

### Scope of delivery

- Wilo-MHIL high-pressure multistage centrifugal pump
- Installation and operating instructions

### Design notes

- Motor protection for three-phase AC motor is optional or to be provided on-site
- Single-phase AC motor equipped with built-in thermal motor protection and capacitor

### Materials

Impeller: 1.4301 [AISI304]

Pump housing: EN-GJL-250 (cataphoretic-coated)

Pump shaft: 1.4301 [AISI304]

Static seal: EPDM

Mechanical seal: BQ1E3GG

### Power

Fluid temperature  $T$ : -15...+90 °C

Max. ambient temperature  $T$ : 40 °C

Inlet pressure max.  $H$ : 6 bar

### Motor

Insulation class: F

Protection class: IP 54

Mains connection: 3~400 V, 50 Hz

Rated power  $P_2$ : 1.10 kW

Power consumption  $P_1$ : 1.58 kW

Nominal current 3~230 V, 50 Hz  $I_N$ : 4.8 A

Nominal current 3~400 V, 50 Hz  $I_N$ : 2.8 A

Motor efficiency  $\eta_{m 50\%}$ : 81.5 %

Motor efficiency  $\eta_{m 75\%}$ : 82.7 %

Motor efficiency  $\eta_{m 100\%}$ : 82.7 %

### Connections

Nominal diameter of pipe connections on suction side  $R_p$ : 1

Nominal diameter of pipe connections on pressure side  $R_p$ : 1

### Information for order placements

Make: Wilo

Type: MHIL 306

Art no.: 4210653

Weight approx.  $m$ : 18.0 kg