# Data sheet: Wilo-Multivert MVI 405 (1~230 V, EPDM, PN 16)

## Pump curves

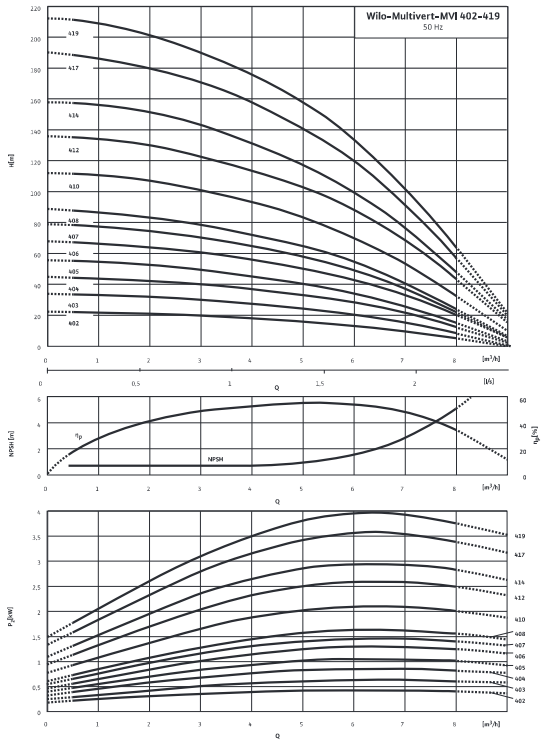


Pump curves in accordance with ISO 9906, class 2

## Terminal diagram

### Single-phase current

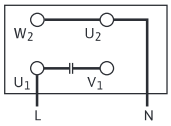


1~230 V

## Terminal diagram

### Single-phase current at wrong direction of rotation

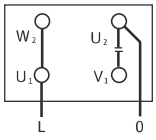


1~230 V

ErP READY — APPLIES TO EUROPEAN DIRECTIVE FOR ENERGY RELATED PRODUCTS

| | | |
|---|---|---|
| **Power** | | |
| Fluid temperature | $T$ | -15...+120 °C |
| Max. ambient temperature | $T$ | 40 °C |
| Maximum operating pressure | $p_{max}$ | 16 bar |
| **Minimum Efficiency Index (MEI)** | | |
| Minimum Efficiency Index (MEI) | | ≥ 0.40 |
| **Motor** | | |
| Insulation class | | F |
| Protection class | | IP 55 |
| Mains connection | | 1~230 V, 50 Hz |
| Nominal motor power | $P_2$ | 1.1 kW |
| Power consumption | $P_1$ | 1.49 kW |
| Nominal current 1~230 V, 50 Hz | $I_N$ | 6.6 A |
| Motor efficiency | $\eta_m$ 100% | 73.0 % |
| **Connections** | | |
| Nominal diameter, oval flange (on the pressure side) | | G 1¼ |
| Nominal diameter, oval flange (on the suction side) | | G 1¼ |
| Rated pressure level (on the pressure side) | PN | PN 16 |
| Rated pressure level (on the suction side) | PN | PN 16 |
| **Materials** | | |
| Impeller | | 1.4301 [AISI304] |
| Pump housing | | 1.4301 [AISI304] |
| Pump shaft | | 1.4301 [AISI304] |
| Static seal | | EPDM |
| Mechanical seal | | Q1BE3GG |
| **Information for order placements** | | |
| Make | | Wilo |
| Type | | MVI 405 |
| Art no. | | 4018781 |
| Weight approx. | $m$ | 23.5 kg |

• = available, - = not available