


Mono Perc Series

Half-Cell 525-550 Wp



Higher output power



Less shading and lower resistive loss



Lower LCOE



Better mechanical loading tolerance

12

12 Year Warranty for Materials and Processing

25

25 Year Warranty for Extra Linear Power Output

Comprehensive Certifications

- IEC 61215, IEC 61730 i.V.
- IEC TS 62941: Terrestrial photovoltaic (PV) modules - Guidelines for increased confidence in PV module design qualification and type approval



21,30%
MAX MODULE
EFFICIENCY

0~+5W
POWER
TOLERANCE

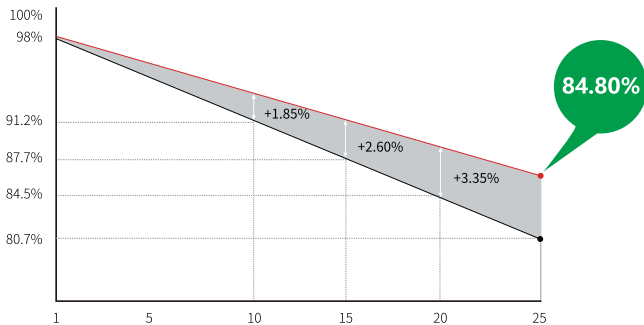
<2%
FIRST YEAR
POWER DEGRADATION

0.55%
YEAR 2-25
POWER DEGRADATION

HALF - CELL
Lower operating temperature

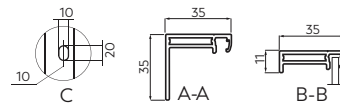
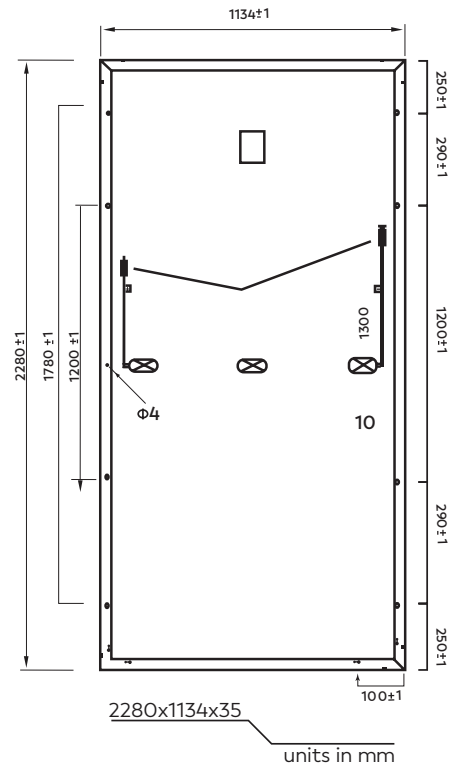
Additional Value

25 Year Power Warranty



Mechanical Parameters

Cell Orientation	144 (6*12*2)
Junction Box	Plastics IP68, 3 bypass-diodes
Output Cable	1300mm, 4mm ²
Glass	3,2mm solar glass
Frame	Anodized aluminium
Weight	29,5kg
Dimensions (mm)	2280*1134*35



Electrical Characteristics

Module Type	Testing Condition	Maximum Power	Open circuit voltage(V)	Short circuit current (A)	Voltage at Maximum power (V)	Current at Maximum Power (A)	Module Efficiency
525WP	STC	525	49,15	13,65	41,15	12,76	20,30%
530WP	STC	530	49,30	13,72	41,31	12,83	20,50%
535WP	STC	535	49,45	13,79	41,47	12,90	20,70%
540WP	STC	540	49,60	13,86	41,64	12,97	20,90%
545WP	STC	545	49,75	13,93	41,80	13,04	20,10%
550WP	STC	550	49,90	14,00	41,96	13,11	20,30%

Operating Parameters

Operational Temp	minus 40°C to 85°C
Power Output Tolerance	0-+5Wp
Maximum System Voltage	1500V DC
Maximum Series Fuse Rating	15A
Nominal Operating Cell Temperature	48°C

Temperature Ratings STC

Temperature Coefficient of is	(+)-0,04%/K
Temperature Coefficient of Voc	(-)-0,30%/K
Temperature Coefficient of Pmax	(-)-0,40%/K