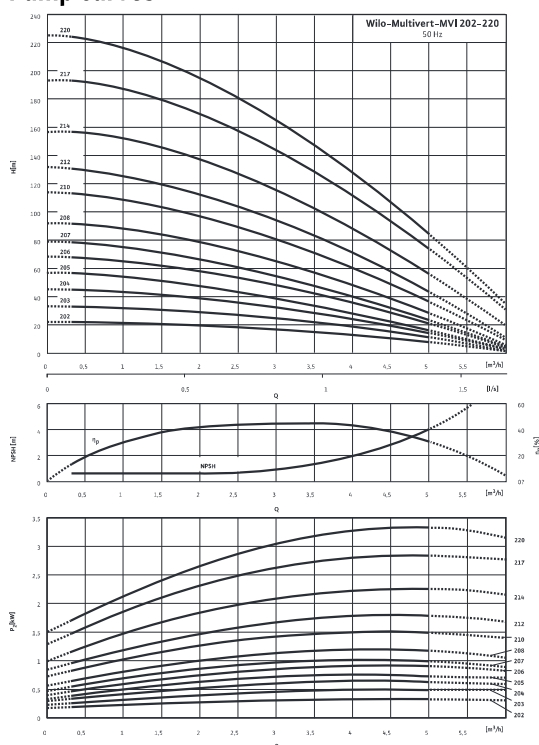


## Data sheet: Wilo-Multivert MVI 208 (1~230 V, EPDM, PN 16)

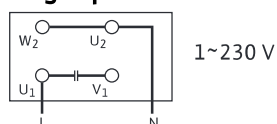
### Pump curves



Pump curves in accordance with ISO 9906, class 2

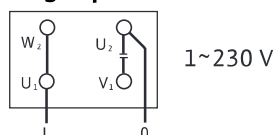
### Terminal diagram

#### Single-phase current



### Terminal diagram

#### Single-phase current at wrong direction of rotation



### Power

Fluid temperature	$T$	-15...+120 °C
Max. ambient temperature	$T$	40 °C
Maximum operating pressure	$p_{max}$	16 bar

### Minimum Efficiency Index (MEI)

Minimum Efficiency Index (MEI)	$\geq 0.40$
--------------------------------	-------------

### Motor

Insulation class	F	
Protection class	IP 55	
Mains connection	1~230 V, 50 Hz	
Nominal motor power	$P_2$	1.5 kW
Power consumption	$P_1$	1.99 kW
Nominal current 1~230 V, 50 Hz	$I_N$	9.1 A
Motor efficiency	$\eta_m$ 100%	76.0 %

### Connections

Nominal diameter, oval flange (on the pressure side)	G 1	
Nominal diameter, oval flange (on the suction side)	G 1	
Rated pressure level (on the pressure side)	$PN$	PN 16
Rated pressure level (on the suction side)	$PN$	PN 16

### Materials

Impeller	1.4301 [AISI304]
Pump housing	1.4301 [AISI304]
Pump shaft	1.4301 [AISI304]
Static seal	EPDM
Mechanical seal	Q1BE3GG

### Information for order placements

Make	Wilo	
Type	MVI 208	
Art no.	4018768	
Weight approx.	$m$	33.5 kg

• = available, - = not available