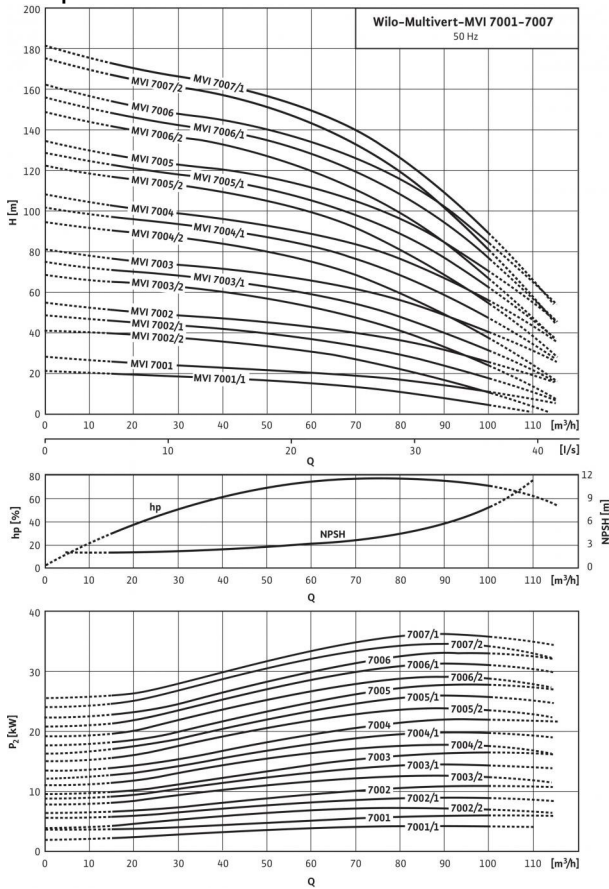


## Data sheet: Multivert MVI 7005/1 (3~400 V, EPDM, )

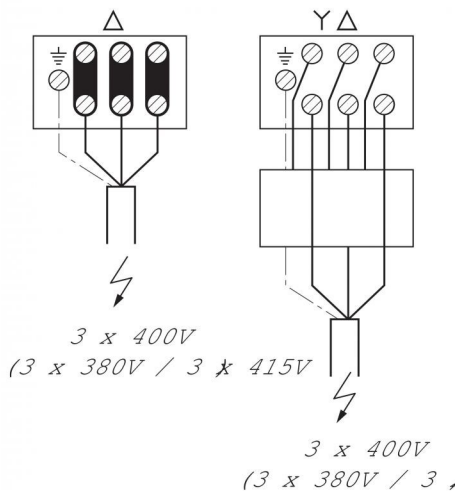
### Pump curves



Pump curves in accordance with ISO 9906: 2012 3B

### Terminal diagram

MOT. 400VD (380VD / 415VD,  
> 4kW



### Power

Fluid temperature $T$	-15...+120 °C
Max. ambient temperature $T$	40 °C
Maximum operating pressure $p_{max}$	25 bar

### Minimum Efficiency Index (MEI)

Minimum Efficiency Index (MEI)	≥ 0.40
--------------------------------	--------

### Motor

Insulation class	F
Protection class	IP 55
Mains connection	3~400 V, 50 Hz
Rated power $P_2$	30 kW
Power consumption $P_1$	32.63 kW
Nominal current 3~400 V, 50 Hz $I_N$	52.2 A
Motor efficiency $\eta_{m 50\%}$	93.3 %
Motor efficiency $\eta_{m 75\%}$	93.7 %
Motor efficiency $\eta_{m 100\%}$	93.3 %

### Connections

Flange nominal diameter (on the pressure side)	DN 100
Flange nominal diameter (on the suction side)	DN 100
Rated pressure level (on the pressure side) $PN$	PN 25
Rated pressure level (on the suction side) $PN$	PN 25

### Materials

Impeller	1.4301 [AISI304]
Pump housing	EN-GJL-250 (cataphoretic-coated)
Pump shaft	1.4057 [AISI431]
Pump base	EN-GJL-250
Static seal	EPDM
Mechanical seal	U3BE3GG

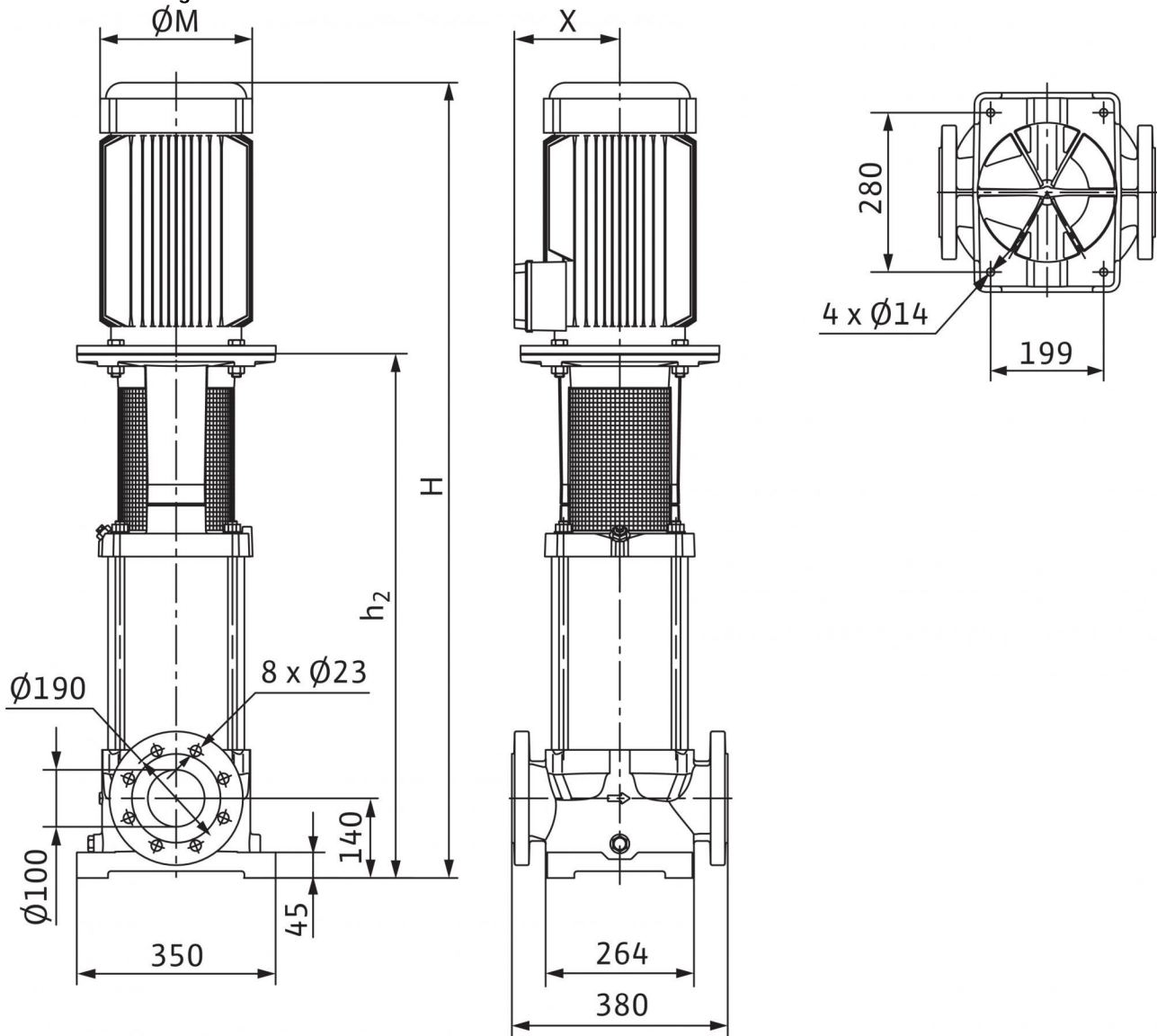
### Information for order placements

Make	Wilo
Type	MVI 7005/1
Art no.	4071194
Weight approx. $m$	296.0 kg

• = available, - = not available

**Dimensions and dimensions drawings: Multivert MVI 7005/1 (3~400 V, EPDM, )**

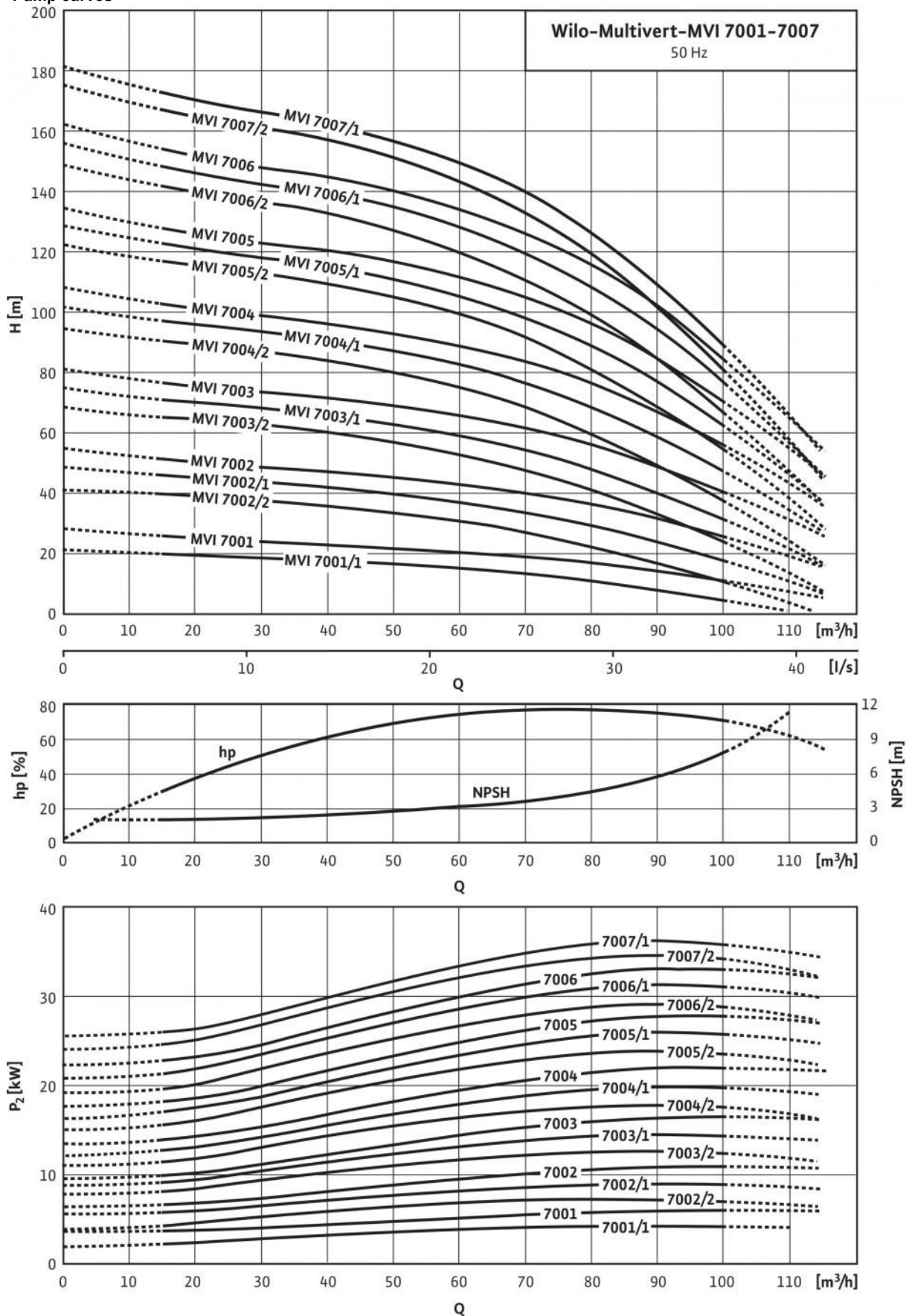
Dimension drawing



Dimensions $H$	1567 mm
Dimensions $H_2$	1012 mm
Dimensions $X$	261 mm
Dimensions $\varnothing M$	415 mm
Weight approx. $m$	296 kg

## Pump curves: Multivert MVI 7005/1 (3~400 V, EPDM, )

Pump curves



## Ordering information: Multivert MVI 7005/1 (3~400 V, EPDM, )

Make	Wilo
Type	MVI 7005/1
Art no.	4071194
EAN number	4016322631668
Colour	green/silver
Minimum order quantity	1
Minimum order quantity unit	PCE
Weight (net) <i>kg</i>	296
Length (net) <i>mm</i>	380
Width (net) <i>mm</i>	350
Height (net) <i>mm</i>	1567
Weight (gross) <i>kg</i>	346
Length (gross) <i>mm</i>	2010
Width (gross) <i>mm</i>	630
Height (gross) <i>mm</i>	860
Packaging type	One-way pallet
Packaging property	Transport packaging
Pieces per pallet	1
Number per layer	1

## Tender text: Multivert MVI 7005/1 (3~400 V, EPDM, )

Multistage, non self-priming, vertical high-pressure centrifugal pump in in-line design.

The pump shaft and the motor shaft of the IEC standard motor are connected by means of a clamp coupling. A separate lantern roller bearing ensures optimum admission of axial thrusts. Intermediate bearings in the hydraulics guarantee a long service life.

The pump is suitable for water supply, water distribution and pressure boosting, industrial recirculation systems, process water and cooling water circulation systems. It can also be used in fire extinguishing systems, washing systems as well as for irrigation.

### Special features/product advantages

- Corrosion-resistant impellers, guide vane apparatuses and stage housings
- Drinking water approval for pumps with parts that come in contact with the fluid made of stainless steel (EPDM version)

### Scope of delivery

- Wilo-Multivert MVI high-pressure multistage centrifugal pump
- Installation and operating instructions
- Counter flanges made of stainless steel of cast iron with the corresponding screws, nuts and gaskets for PN16 pump version with oval flanges

### Design notes

- Motor protection is to be provided on request or onsite.
- Single-phase AC motor equipped with built-in thermal motor protection and capacitor
- The spacer coupling (from  $\geq 15$  kW) allows the mechanical seal to be replaced without removing the motor
- Counter flanges are available as accessories.
- Bypass sets are available as accessories.

### Power

Fluid temperature  $T$ : -15...+120 °C

Max. ambient temperature  $T$ : 40 °C

Maximum operating pressure  $p_{\max}$ : 25 bar

### Minimum Efficiency Index (MEI)

Minimum Efficiency Index (MEI):  $\geq 0.40$

### Motor

Insulation class: F

Protection class: IP 55

Mains connection: 3~400 V, 50 Hz

Rated power  $P_2$ : 30 kW

Power consumption  $P_1$ : 32.63 kW

Nominal current 3~400 V, 50 Hz  $I_N$ : 52.2 A

Motor efficiency  $\eta_{m 50\%}$ : 93.3 %

Motor efficiency  $\eta_{m 75\%}$ : 93.7 %

Motor efficiency  $\eta_{m 100\%}$ : 93.3 %

### Connections

Flange nominal diameter (on the pressure side): DN 100

Flange nominal diameter (on the suction side): DN 100

Rated pressure level (on the pressure side)  $PN$ : PN 25

Rated pressure level (on the suction side)  $PN$ : PN 25

### Materials

Impeller: 1.4301 [AISI304]

Pump housing: EN-GJL-250 (cataphoretic-coated)

Pump shaft: 1.4057 [AISI431]

Pump base: EN-GJL-250

Static seal: EPDM

Mechanical seal: U3BE3GG

### Information for order placements

Make: Wilo

Type: MVI 7005/1

Art no.: 4071194

Weight approx.  $m$ : 296.0 kg