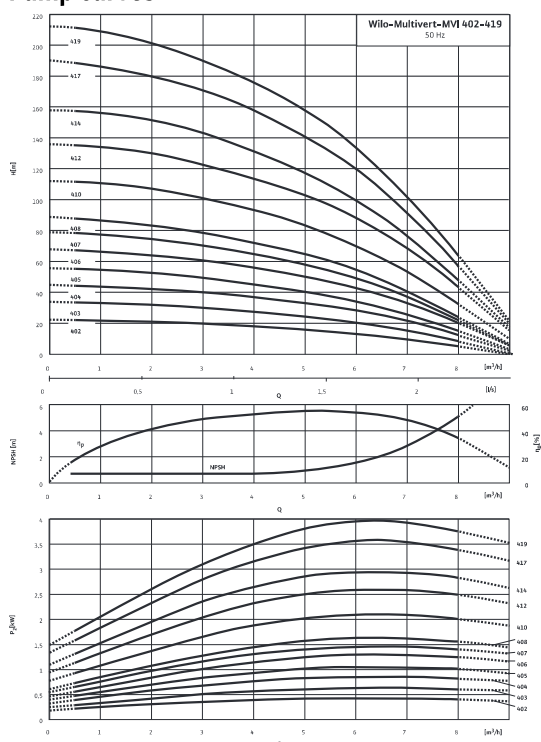


Data sheet: Wilo-Multivert MVI 402 (1~230 V, EPDM, PN 25)

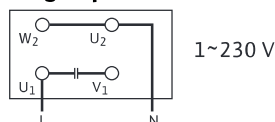
Pump curves



Pump curves in accordance with ISO 9906, class 2

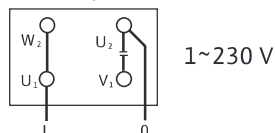
Terminal diagram

Single-phase current



Terminal diagram

Single-phase current at wrong direction of rotation



Power

Fluid temperature	T	-15...+120 °C
Max. ambient temperature	T	40 °C
Maximum operating pressure	p_{max}	25 bar

Minimum Efficiency Index (MEI)

Minimum Efficiency Index (MEI)	≥ 0.40
--------------------------------	-------------

Motor

Insulation class	F	
Protection class	IP 55	
Mains connection	1~230 V, 50 Hz	
Nominal motor power	P_2	0.55 kW
Power consumption	P_1	0.79 kW
Nominal current 1~230 V, 50 Hz	I_N	3.6 A
Motor efficiency	η_m 100%	72.0 %

Connections

Flange nominal diameter (on the pressure side)	DN 32	
Flange nominal diameter (on the suction side)	DN 32	
Rated pressure level (on the pressure side)	PN	PN 16
Rated pressure level (on the suction side)	PN	PN 16

Materials

Impeller	1.4301 [AISI304]
Pump housing	1.4301 [AISI304]
Pump shaft	1.4301 [AISI304]
Static seal	EPDM
Mechanical seal	Q1BE3GG

Information for order placements

Make	Wilo	
Type	MVI 402	
Art no.	4018784	
Weight approx.	m	19.6 kg

• = available, - = not available