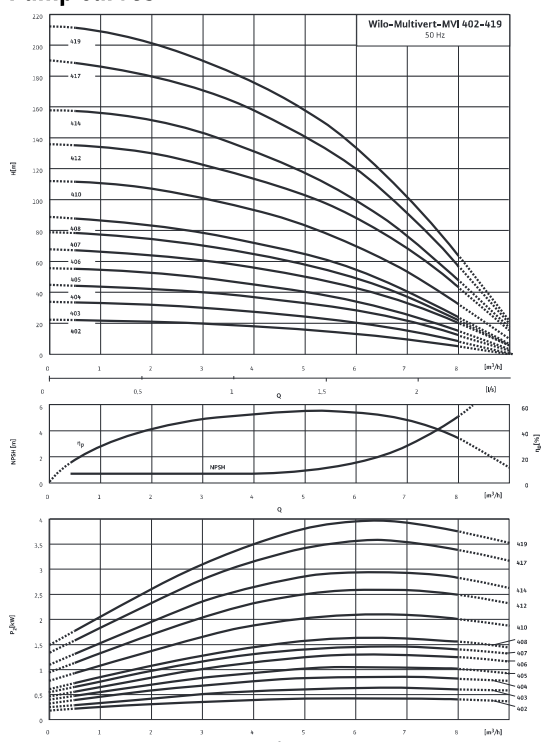


## Data sheet: Wilo-Multivert MVI 402 (3~400 V, EPDM, PN 16)

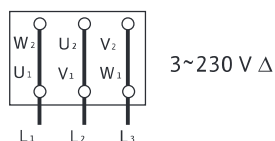
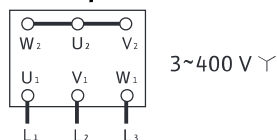
### Pump curves



Pump curves in accordance with ISO 9906, class 2

### Terminal diagram

#### Three-phase current ≤ 4 kW



### Power

Fluid temperature	$T$	-15...+120 °C
Max. ambient temperature	$T$	40 °C
Maximum operating pressure	$p_{max}$	16 bar

### Minimum Efficiency Index (MEI)

Minimum Efficiency Index (MEI)	≥ 0.40
--------------------------------	--------

### Motor

Insulation class	F	
Protection class	IP 55	
Mains connection	3~400 V, 50 Hz	
Nominal motor power	$P_2$	0.55 kW
Power consumption	$P_1$	0.73 kW
Nominal current 3~230 V, 50 Hz	$I_N$	2.27 A
Nominal current 3~400 V, 50 Hz	$I_N$	1.31 A
Motor efficiency	$\eta_{m, 50\%}$	73.0 %
Motor efficiency	$\eta_{m, 75\%}$	75.0 %
Motor efficiency	$\eta_{m, 100\%}$	75.5 %

### Connections

Nominal diameter, oval flange (on the pressure side)	G 1¼	
Nominal diameter, oval flange (on the suction side)	G 1¼	
Rated pressure level (on the pressure side)	$PN$	PN 16
Rated pressure level (on the suction side)	$PN$	PN 16

### Materials

Impeller	1.4301 [AISI304]
Pump housing	1.4301 [AISI304]
Pump shaft	1.4301 [AISI304]
Static seal	EPDM
Mechanical seal	Q1BE3GG

### Information for order placements

Make	Wilo
Type	MVI 402
Art no.	4024691