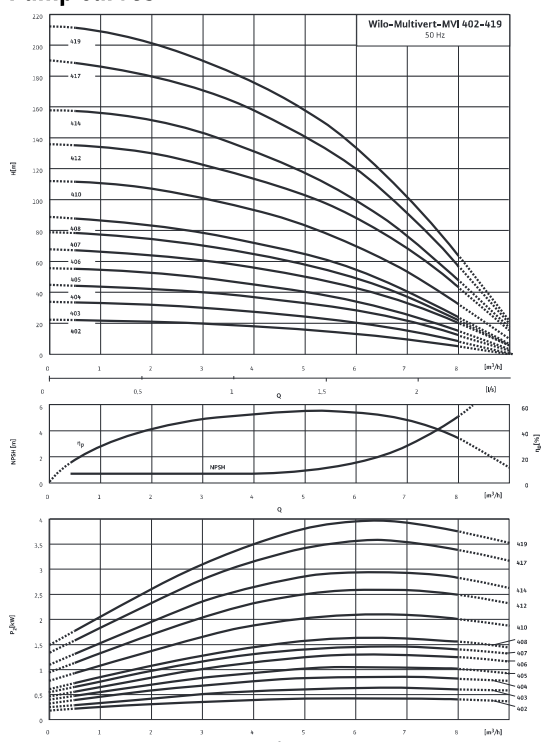


Data sheet: Wilo-Multivert MVI 402 (1~230 V, EPDM, PN 16)

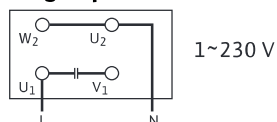
Pump curves



Pump curves in accordance with ISO 9906, class 2

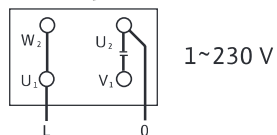
Terminal diagram

Single-phase current



Terminal diagram

Single-phase current at wrong direction of rotation



Power

Fluid temperature	T	-15...+120 °C
Max. ambient temperature	T	40 °C
Maximum operating pressure	p_{max}	16 bar

Minimum Efficiency Index (MEI)

Minimum Efficiency Index (MEI)	≥ 0.40
--------------------------------	-------------

Motor

Insulation class	F	
Protection class	IP 55	
Mains connection	1~230 V, 50 Hz	
Nominal motor power	P_2	0.55 kW
Power consumption	P_1	0.79 kW
Nominal current 1~230 V, 50 Hz	I_N	3.6 A
Motor efficiency	η_m 100%	72.0 %

Connections

Nominal diameter, oval flange (on the pressure side)	G 1¼	
Nominal diameter, oval flange (on the suction side)	G 1¼	
Rated pressure level (on the pressure side)	PN	PN 16
Rated pressure level (on the suction side)	PN	PN 16

Materials

Impeller	1.4301 [AISI304]
Pump housing	1.4301 [AISI304]
Pump shaft	1.4301 [AISI304]
Static seal	EPDM
Mechanical seal	Q1BE3GG

Information for order placements

Make	Wilo	
Type	MVI 402	
Art no.	4018778	
Weight approx.	m	18.3 kg

• = available, - = not available