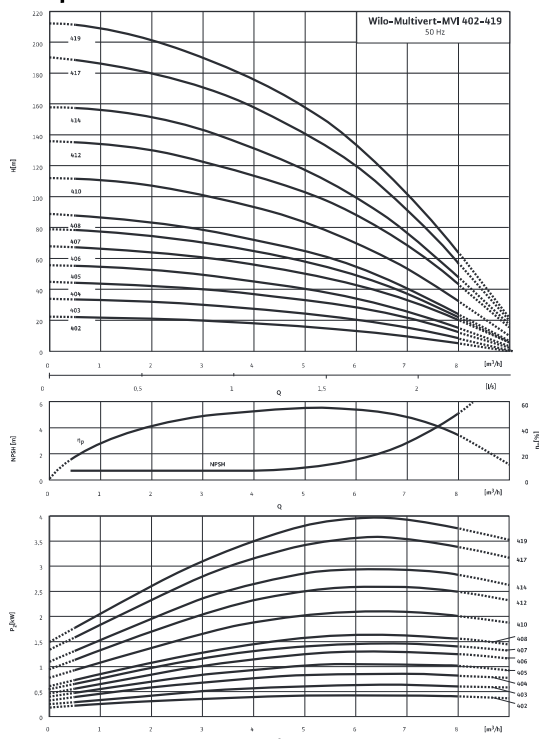


Data sheet: Wilo-Multivert MVI 410 (3~400 V, EPDM, PN 16)

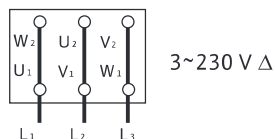
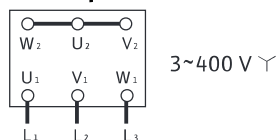
Pump curves



Pump curves in accordance with ISO 9906, class 2

Terminal diagram

Three-phase current ≤ 4 kW



Power

Fluid temperature	T	-15...+120 °C
Max. ambient temperature	T	40 °C
Maximum operating pressure	p_{max}	16 bar

Minimum Efficiency Index (MEI)

Minimum Efficiency Index (MEI)	≥ 0.40
--------------------------------	-------------

Motor

Insulation class	F	
Protection class	IP 55	
Mains connection	3~400 V, 50 Hz	
Nominal motor power	P_2	2.2 kW
Power consumption	P_1	2.64 kW
Nominal current 3~230 V, 50 Hz	I_N	8.0 A
Nominal current 3~400 V, 50 Hz	I_N	4.6 A
Motor efficiency	η_m 50%	82.0 %
Motor efficiency	η_m 75%	83.2 %
Motor efficiency	η_m 100%	83.2 %

Connections

Nominal diameter, oval flange (on the pressure side)	G 1¼	
Nominal diameter, oval flange (on the suction side)	G 1¼	
Rated pressure level (on the pressure side)	PN	PN 16
Rated pressure level (on the suction side)	PN	PN 16

Materials

Impeller	1.4301 [AISI304]
Pump housing	1.4301 [AISI304]
Pump shaft	1.4301 [AISI304]
Static seal	EPDM
Mechanical seal	Q1BE3GG

Information for order placements

Make	Wilo
Type	MVI 410
Art no.	4024705