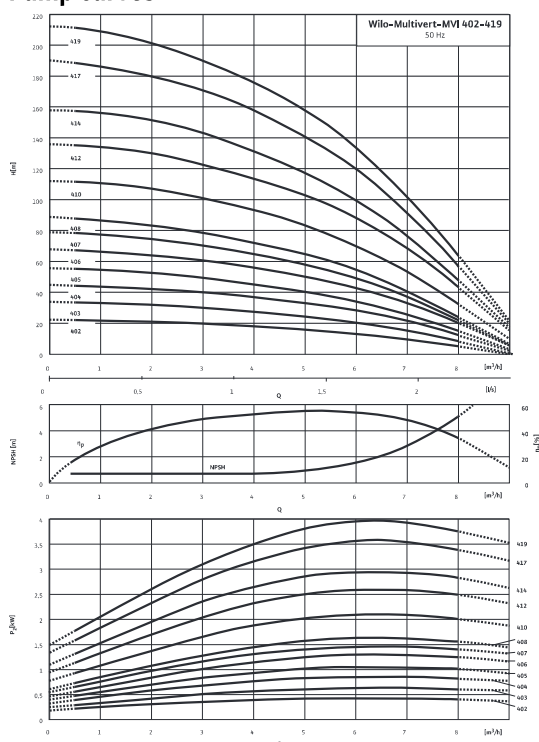


Data sheet: Wilo-Multivert MVI 414 (3~400 V, FKM, PN 25)

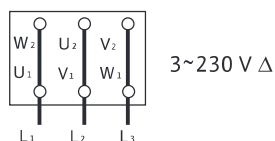
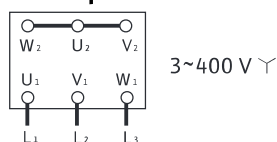
Pump curves



Pump curves in accordance with ISO 9906, class 2

Terminal diagram

Three-phase current ≤ 4 kW



Power

| | | |
|----------------------------|-----------|--------------|
| Fluid temperature | T | -15...+90 °C |
| Max. ambient temperature | T | 40 °C |
| Maximum operating pressure | p_{max} | 25 bar |

Minimum Efficiency Index (MEI)

| | |
|--------------------------------|-------------|
| Minimum Efficiency Index (MEI) | ≥ 0.40 |
|--------------------------------|-------------|

Motor

| | | |
|--------------------------------|------------------|---------|
| Insulation class | F | |
| Protection class | IP 55 | |
| Mains connection | 3~400 V, 50 Hz | |
| Nominal motor power | P_2 | 3.0 kW |
| Power consumption | P_1 | 3.55 kW |
| Nominal current 3~230 V, 50 Hz | I_N | 11.6 A |
| Nominal current 3~400 V, 50 Hz | I_N | 6.7 A |
| Motor efficiency | η_m 50% | 82.5 % |
| Motor efficiency | η_m 75% | 85.0 % |
| Motor efficiency | η_m 100% | 84.6 % |

Connections

| | | |
|--|-------|-------|
| Flange nominal diameter (on the pressure side) | DN 32 | |
| Flange nominal diameter (on the suction side) | DN 32 | |
| Rated pressure level (on the pressure side) | PN | PN 25 |
| Rated pressure level (on the suction side) | PN | PN 25 |

Materials

| | |
|-----------------|-------------------|
| Impeller | 1.4404 [AISI316L] |
| Pump housing | 1.4404 [AISI316L] |
| Pump shaft | 1.4404 [AISI316L] |
| Static seal | FKM |
| Mechanical seal | U3BVG |

Information for order placements

| | |
|---------|---------|
| Make | Wilo |
| Type | MVI 414 |
| Art no. | 4019074 |