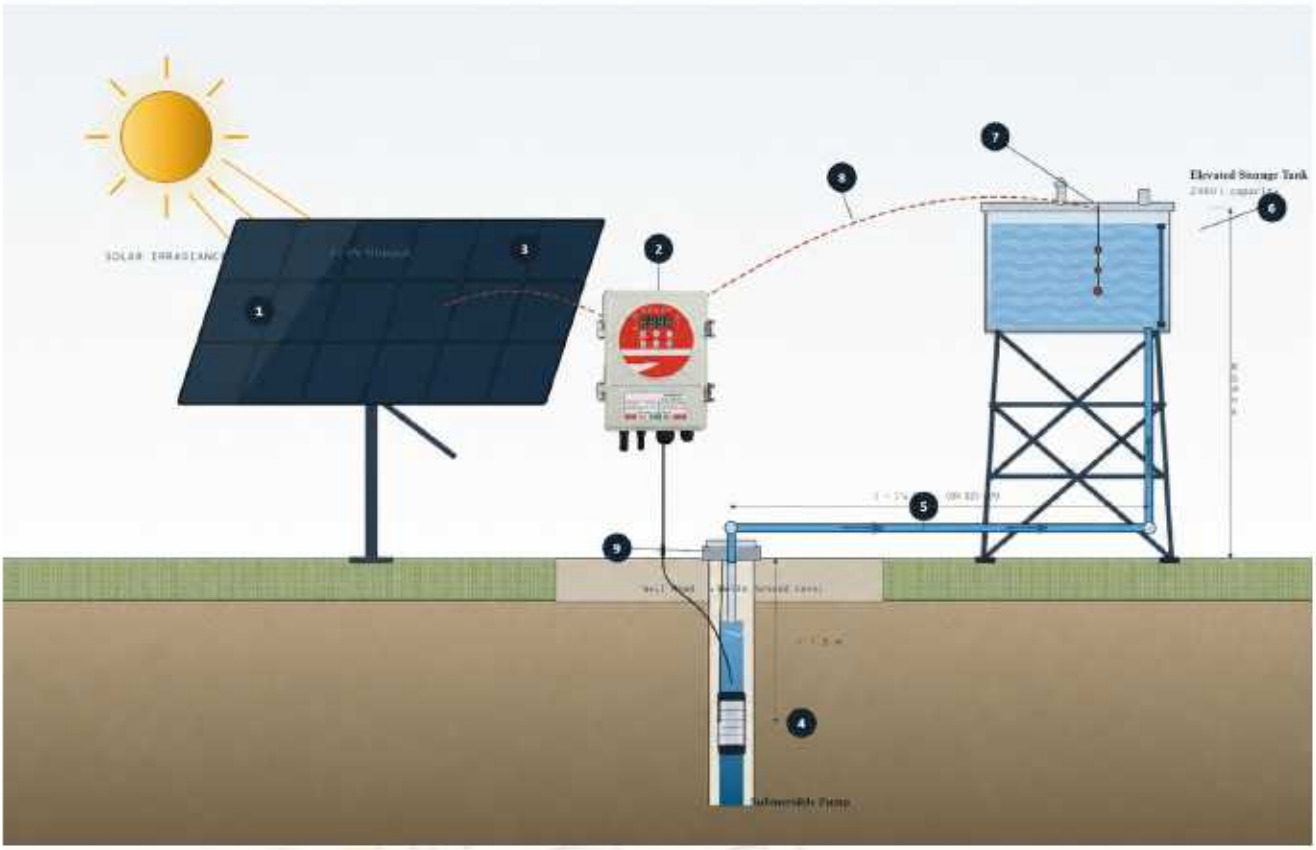

DC EXTERNAL CONTROLLER TYPE

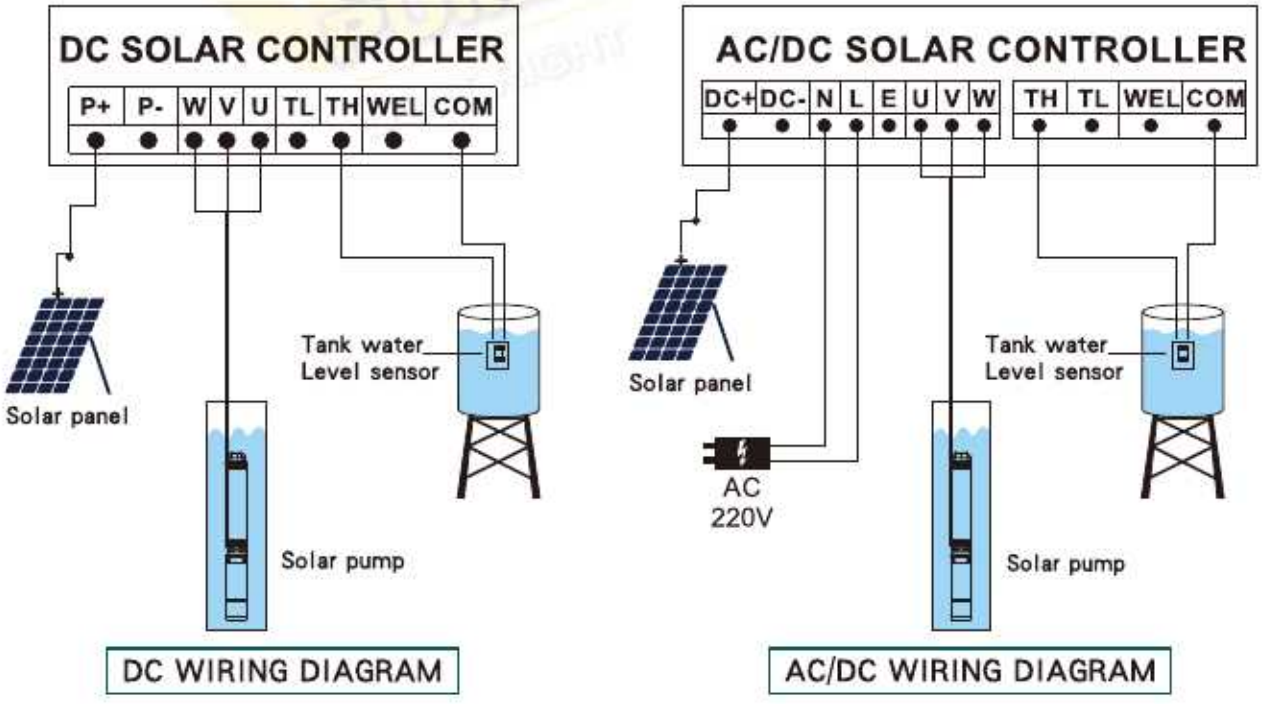

DC WIRING DIAGRAM

AC/DC WIRING DIAGRAM

3SDS

APPLICATIONS

- For water supply from wells or reservoirs
- For domestic use, for civil and industrial applications
- For garden use and irrigation

OPERATING CONDITIONS

- Maximum fluid temperature up to +35°C
- Maximum sand content: 0.25%
- Minimum well diameter: 4”
- Maximum Submersion: 150m

WARRANTY: 1 YEAR

(according to our general sales conditions)

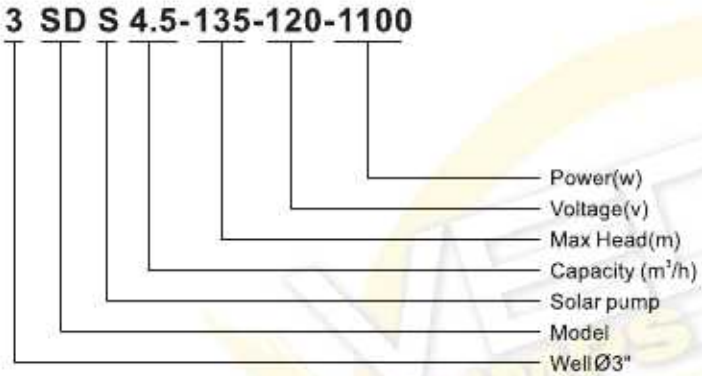

COMPONENTS	MATERIAL
Pump external casing	AISI 304 SS
Delivery casing	(1)Cast-Iron (2)Cast-Cu ASTM C8850 (3)AISI 304 SS
Suction lantern	(1)Cast-Iron (2)Cast-Cu ASTM C8850 (3)AISI 304 SS
Diffuser	Plastic.PC
Impeller	Plastic.POM
Shaft	AISI 304 SS
Shelf coupling	AISI 304 SS
Wear ring	AISI 304 SS
Motor external casing	AISI 304 SS
Top chock	(1)Aluminum alloy (2)Cast-Cu ASTM C8850 (3)AISI 304 SS
Bottom support	AISI 304 SS
Mechanical seal	Special seal for deep well (Graphite-Ceramic)
Shaft	AISI 304 SS-ASTM 5140
Seal lubricant oil	Oil for food machinery and pharmaceutic use.



INSTALLATION DIAGRAM

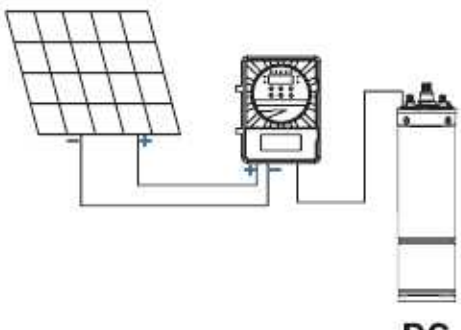

CONTROLLER PARAMETERS

Controller Type	Adaptable Pump	Max.Input Current(A)	Max.Open Circuit Voltage(V)	AC Voltage(V)	Optimum Input Voltage(V)	Working Temperature (°C)
DYS-60	Rated 60V	18	<125	/	65-100	-15~60
DYS-90	Rated 90V	18	<185	/	90-160	-15~60
DYS-120	Rated 120V	18	<225	/	130-200	-15~60

THE RECOMMENDED SOLAR PANEL SPECIFICATIONS AND CONNECTION WIRING DIAGRAM

POWER 60V-600W

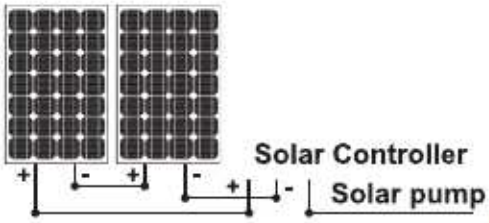

Solar panel: 370W-425W*2PCS

POWER 90V-800W

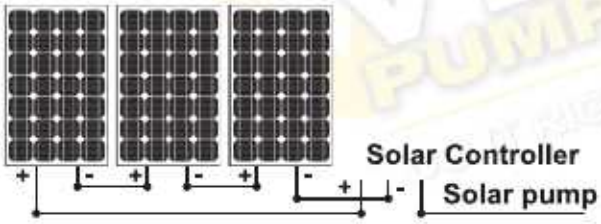

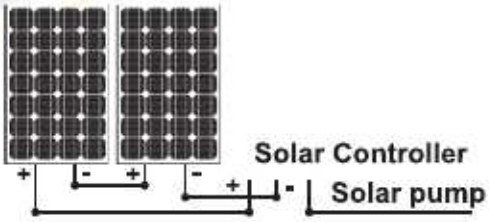

Solar panel: 350W-400W*3PCS
Solar panel: 540W-600W*2PCS

POWER 120V-1100W

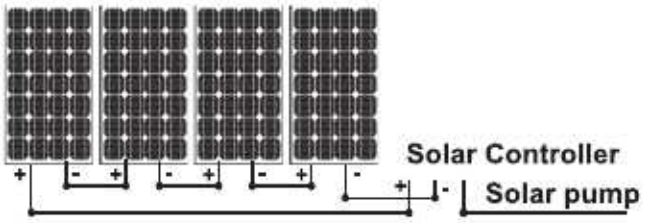

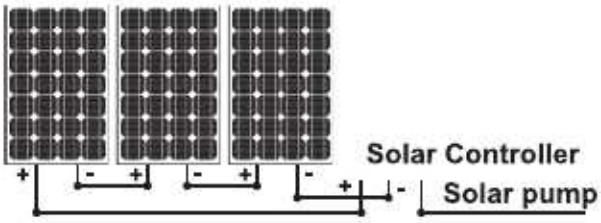

Solar panel: 370W-425W*4PCS
Solar panel: 500W-580W*3PCS

BLDC Solar Pump Cable Sizing

3- Phase, PF= 1.0, Copper, 5%VD

SOLAR MOTOR		MOTOR POWER & CORRESPONDING CABLE LENGTH SPECIFICATION CONFIGURATION (mm^2)						
VOLTAGE (V)	POWER (kW)	20m	30m	50m	75m	100m	150m	200m
60V	0.6	1.5mm^2	2.5mm^2	4mm^2	6mm^2	6mm^2	10mm^2	16mm^2
90V	0.8	1.5mm^2	1.5mm^2	2.5mm^2	4mm^2	4mm^2	6mm^2	10mm^2
120V	1.1	1.5mm^2	1.5mm^2	1.5mm^2	2.5mm^2	4mm^2	6mm^2	6mm^2